



Westland Gardens East

1855 W 62ND ST
Hialeah, FL 33012

Every month we compile this comprehensive market report focus on Westland Gardens East in this convenient and easy to read format. Our data comes from more than six different sources including MLS Associations, County Offices and Financial Institutions. Get this report for free every month on our website westlandgardenseast.com.

Property Stats

POSTAL CODE 33012

The property stats graph represents the median price evolution since ten years in your postal code area.



Similar Properties

DAYS ON THE MARKET

Everyday 3 months we monitor how many days it takes for similar properties to be sold. This is also a good indicator to know when to buy or sale!

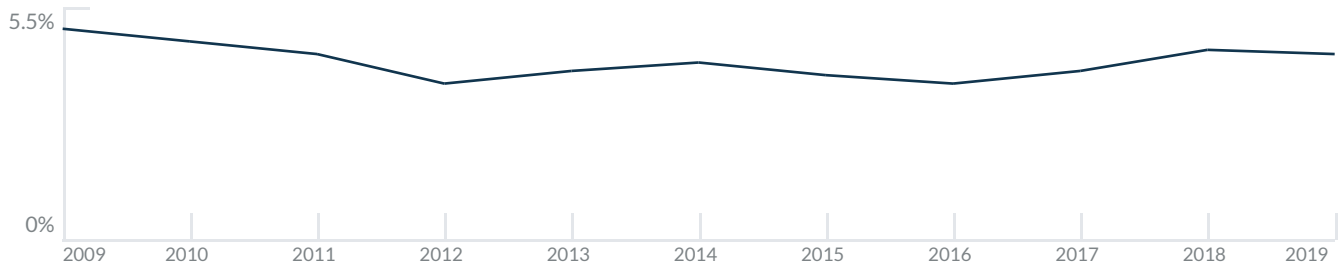
1 days

Mortgage Rates

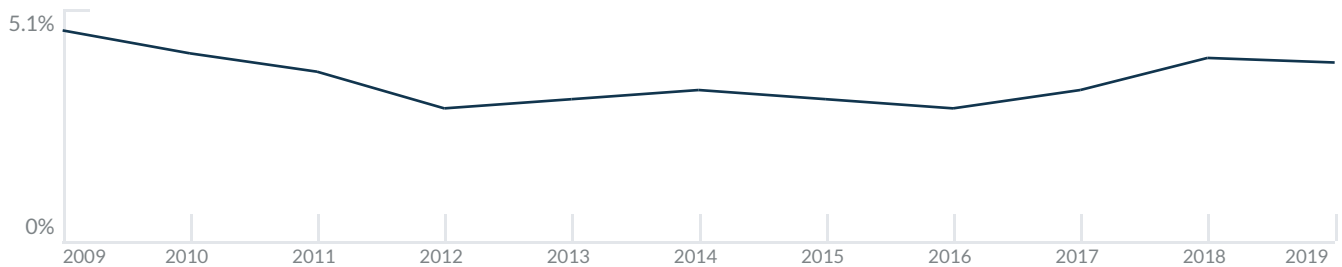
PER YEAR

Understanding mortgage economics is important when you want to buy with a loan. Below is the historical yearly average mortgage rates in the Unites States retrieved from Freddie Mac©

30 YEARS FIXED 4.4%



15 YEARS FIXED 3.9%



5/1-YEAR ADJUSTABLE 3.9%



Schools

CLOSEST

Having good schools nearby is important if you have kids or plan to rent or sell your home. Ratings are retrieved from the leading independent and nonprofit GreatSchools©

ELEMENTARY SCHOOL	MIDDLE SCHOOL	HIGH SCHOOL
Christ-Mar II Kindergarten	Marti Mast 6-12 Academy	Mater Performing Arts & Entertainment Academy
NR	10/10	10/10

Insights

IN WESTLAND GARDENS EAST

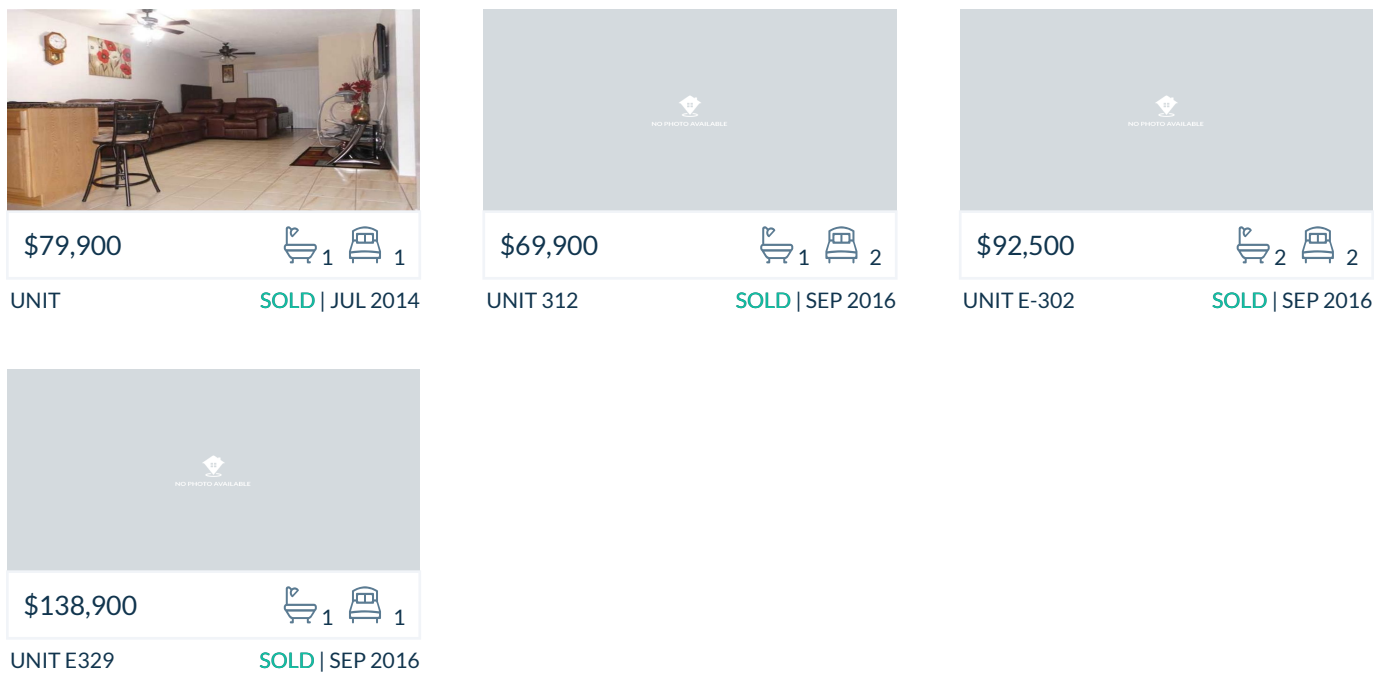
Below the average listing prices of available unit per property type.



Activity

SOLD OR RENTED

Below the latest transactions reported by the local MLS Association for Westland Gardens East



Sold

LAST 20 PROPERTIES SOLD IN WESTLAND GARDENS EAST

Unit	Price	Beds/Baths	\$/Sqft	Sqft	Buying Date	Days on Market
E-302	\$92,500	2/2	\$90.2	1,025	Feb 2009	136
E329	\$138,900	1/1	\$192.9	720	Mar 2007	108

Rented

LAST 20 PROPERTIES RENTED IN WESTLAND GARDENS EAST

Unit	Price	Beds/Baths	\$/Sqft	Sqft	Rented Date	Days on Market
------	-------	------------	---------	------	-------------	----------------

Currently Listed

ACTIVE LISTINGS 1/1

Unit	Price	Beds/Baths	\$/Sqft	Sqft	Listing Date	Owner
E201	\$155,000	2/2	\$151.2	1025	Jan 2019	N/A
14	\$160,000	2/1	\$205.7	778	Oct 2018	N/A
106	\$1,450/mth	2/2	\$1.5	980	Apr 2019	N/A
111	\$169,000	3/2	\$169.8	995	Mar 2019	N/A
114	\$170,000	2/2	\$188.9	900	May 2018	JORGE A SOC...
313	\$1,450/mth	2/2	\$1.6	900	Apr 2019	N/A
323	\$150,000	1/1	\$176.5	850	Mar 2019	N/A